


## Manual Conector de Campo R3 SC/UPC

### Processo

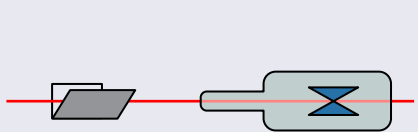
1. Decape o cabo



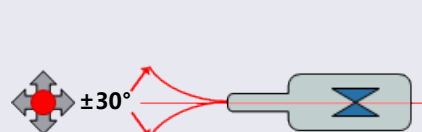
2. Decape a fibra



3. Limpe a fibra nua



4. Cheque a fibra




5. Clivagem da fibra




6. Insira a fibra



7. Mantenha a flexão da fibra



8. Aperte o click



9. Aperta a bota




10. Montagem finalizada



### Reuso

1. Fixe a tampa e remova a carcaça



2. Libere a pressão



3. Abra a bota e retire a fibra.

